

Heavy Duty Mounting Kit PX



Heavy Duty mounting Kit

Particularly strong and resistant bracket for the installation of the LEDriving working lights Professional Series PX



Простая установка

The bracket can be fixed to the vehicle with two screws



Matrix Portfolio

Suitable for all PX working lights. Therefore, a vehicle-specific lighting set-up can be put together individually. Mix & match. Vary and combine



5-летняя гарантия OSRAM

OSRAM products are innovative and technologically high-quality products that are carefully tested and subject to the strict monitoring undertaken by the OSRAM quality assurance system



Professional light for professional work

With the OSRAM LEDriving Professional Series PX working lights portfolio, it is now possible to find exactly the right lighting for a wide range of special professional tasks and applications. Additionally, they can be mounted in three different ways: Direct mounting, flexible standard mounting, and heavy-duty mounting. OSRAM has developed specially designed mounting kits and a cable with DT-connector. The LEDriving Heavy Duty Mounting Kit PX is compatible with all OSRAM LEDriving working lights of the Professional Series PX. It can be mounted to the vehicle with only two screws, it is quick and easy to mount, and this also allows a faster and easier installation of the LEDriving working lights Professional Series (PX). All components of the mounting kit are made of stainless steel, it has a vibration resistance of at least 12g rms and is therefore specially designed for use on heavy-duty vehicles and is particularly robust and resistant. In addition, the bracket can be adjusted to a tilt angle of up to +/- 30 degrees to direct the light of the working lights where it is needed. OSRAM provides a 5-year guarantee on these products¹⁾²⁾¹⁾ Additional working lights without ECE approval for use as work lights are approved for use on any vehicle according to German Road Traffic Licensing Regulations (StVZO) §52 (7). However, they must not be used and switched on while driving. In addition, individual special regulations, and laws of countries outside Germany must be observed.²⁾ For precise conditions refer to: www.osram.com/am-guarantee

Данные о продуктовой линейке






Technical data

	Информация о продукте	General Product Information	Условия поставки	Нормативная и природоохранная информация according Art. 33 of EU Regulation (EC) 1907/2006 (REACH)
Описание продукта	Применение (категория и специфика)	Номер заказа	Код заказа [PICOS]	Основной идентификатор изделия
Heavy Duty Mounting Kit PX LEDPWL ACC 102	Рабочий свет	LEDPWL ACC 102	73269098900	4062172294782

Описание продукта	Номер декларации в базе данных SCIP
Heavy Duty Mounting Kit PX LEDPWL ACC 102	I arbete

Данные о продуктовой линейке

Загрузка данных

Файл	
	User instruction LEDriving PROFESSIONAL WORKING LIGHTS
	Movie application LEDriving D and W Image Video Bringing light to life (EN)
	Movie application LEDriving Driving and Working Lights Reference Video (EN)
	Movie application OSRAM LEDdriving and working lights Imagefilm (EN)
	Movie application OSRAM Quality Testing LEDriving working and driving lights (EN)

Советы по безопасности

Более детальная информация об использовании и изображения находятся в техническом паспорте и в руководстве пользователя

Соответствие стандартам

1) Дополнительные фары рабочего света, не имеющие одобрения ECE для использования в качестве рабочих фар, могут быть использованы на любом транспортном средстве в соответствии с Правилами лицензирования дорожного движения Германии (StVZO) §52 (7). Однако их использование во время движения запрещено. Кроме того, необходимо учитывать специальные предписания и законодательство других стран. 2) Больше информации доступно по ссылке: www.osram.com/am-guarantee

Рекомендации по применению

Для получения дополнительной информации и изображения продукции, пожалуйста, ознакомьтесь с инструкцией.

Примечание

В заказ могут быть внесены изменения без предварительного уведомления. Проверьте информацию на наличие ошибок. Убедитесь, что информация актуальна.